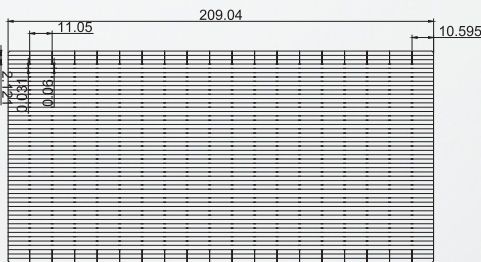


25.5%

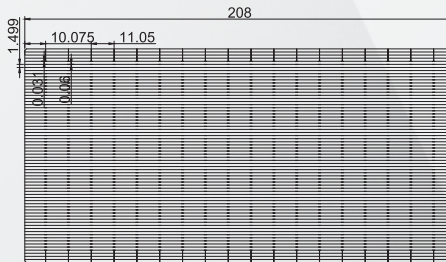
ULTRA-HIGH CONVERSION EFFICIENCY

G12-0BB Series High-Efficiency Heterojunction (HJT) Solar Cell

Half-cut Bifacial



Front



Back

As one of the best in the new generation of high-efficiency solar cells, HJT technology lead a new round of revolution in PV technology. With a single hybrid structure integrating the advantages of crystalline silicon and amorphous silicon thin film technology, HJT solar cell has the advantages of high efficiency and stability with a low-temperature and simplified manufacturing procedures. Extremely low temperature coefficient so as to avoid LID and PID effect. There is no color difference between the front and back side, the bifaciality is more than 95%. The backside has an obvious advantage in power generation, which ensures a stable and high efficiency power output regardless of seasonal circulation and climate change.



HigherCell Conversion Efficiency

Average conversion efficiency higher than 25%



Higher Power Output

Power gains 10% more than the conventional solar cells



Bifaciality

Up to 95% bifaciality




Zero Degradation

No PID and LID effect



Lower Temperature Coefficient

-0.26% Low temperature coefficient



Mechanical Performance

Product	High-efficiency Monocrystalline HJT Solar Cell (Half-cut)
Specification	N-type, 0BB, 210.1 * 105.05 ± 0.15 mm
Average Thickness	110±15μm
Front Side (-)	Blue Transparent Conductive Oxide (TCO) Film
Back Side (+)	Blue Transparent Conductive Oxide (TCO) Film

Temperature Coefficient

Open-Circuit Voltage	Voc	-0.27%/K
Short-Circuit Current	Isc	+0.055%/K
Max. Power	Pmax	-0.26%/K

Electrical Performance

Cell Type	Unit	LS-210M 255	LS-210M 254	LS-210M 253	LS-210M 252	LS-210M 251	LS-210M 250	LS-210M 249	LS-210M 248
Max. Power	Pmpp [W]	5.62	5.60	5.58	5.56	5.53	5.51	5.49	5.47
Current at the Max. Power Point	mp [A]	8.268	8.248	8.227	8.207	8.186	8.166	8.145	8.123
Voltage at the Max. Power Point	Vmpp [V]	0.680	0.679	0.678	0.677	0.676	0.675	0.674	0.673
Short-Circuit Current	Isc [A]	8.752	8.746	8.740	8.734	8.728	8.722	8.716	8.711
Open-Circuit Voltage	Voc [V]	0.7500	0.7498	0.7495	0.7492	0.7490	0.7487	0.7484	0.7482
Filling Factor	FF	85.65	85.39	85.15	84.90	84.64	84.40	84.15	83.89
Efficiency	η [%]	25.5	25.4	25.3	25.2	25.1	25.0	24.9	24.8

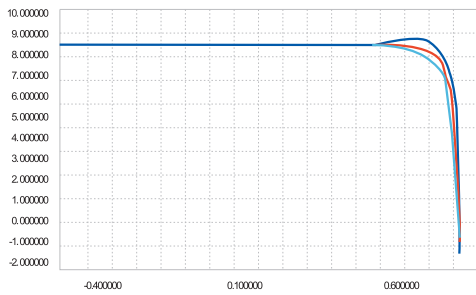
Backside Electrical Performance

	LS-210M 255	LS-210M 247	LS-210M 240
Max. Power	5.34	5.18	5.03
Current at the Max. Power Point	7.855	7.710	7.616
Voltage at the Max. Power Point	0.68	0.672	0.661
Short-Circuit Current	8.315	8.250	8.211
Open-Circuit Voltage	0.750	0.748	0.745
Filling Factor	85.64	83.86	82.16
Efficiency	24.23	23.47	22.80

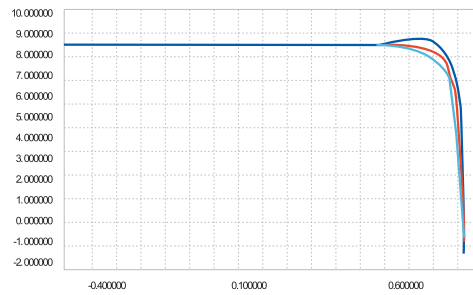
* Test conditions: 1000 W/m², AM1.5, 25°C. The above technical performance is subject to technical changes and tests, and Leascend Photovoltaic reserves the right of final interpretation.

I-V curve (25.00%)

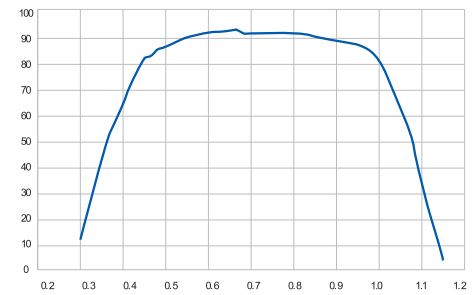
Spectral response



Frontside



Backside



Wavelength (μm)

Packing Information

Pcs./box	Boxes/Carton	Pcs./ Carton
120pcs	18boxes	2160pcs

Storage Instructions

1. Please keep the cells at room temperature in a dry and clean environment.
2. Please process the cells within 10 days after opening the seal.



LEASCEND PHOTOVOLTAIC TECHNOLOGY CO., LTD

www.leascend.com 028-37219672 @ sales@leascend.com

NO. 1, XINGXIN AVENUE, DANLING COUNTY, MEISHAN CITY, SICHUAN PROVINCE (ECONOMIC DEVELOPMENT ZONE A)



OFFICIAL ACCOUNT